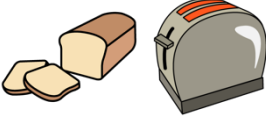










Eggs on Toast

The aim of this activity is to develop independence with basic cooking. The recipe has been provided with visuals to decrease complexity around activity if the individual has challenges with literacy. The recipe has been further broken down to decrease planning between steps. Visuals can be removed from the recipe card to increase complexity as well.

Ingredients	Equipment
<ul style="list-style-type: none">• Bread• Eggs• Butter	<ul style="list-style-type: none">• Toaster• Bowl• Frying pan• Stove• Mixing spoon• Plate• Fork• Knife

	Steps	Tick off
1	Open bread and put a slice in the toaster 	
2	Crack egg and put it in the bowl 	
3	Mix the egg 	
4	Turn on stove 	
5	Put pan on stove and put oil in the pan 	
6	Mix 	
7	Take toast out of toaster and put in on the plate. 	
8	Butter toast 	
9	Put eggs on toast 	
10	Eat	

